

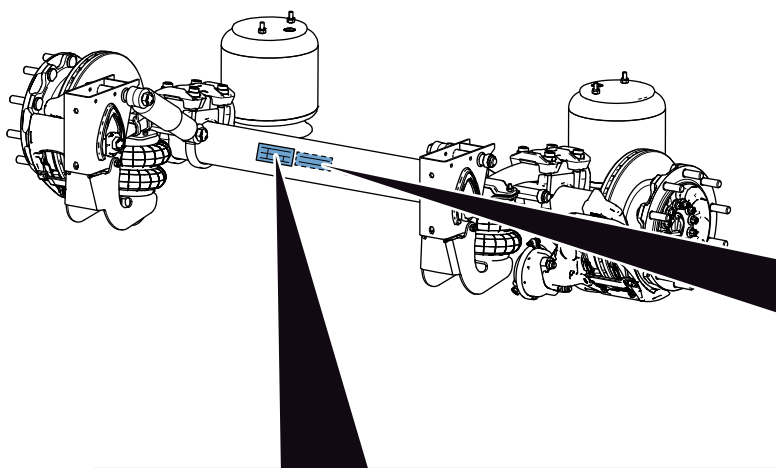
»» Changing silent block of air spring



INTRODUCTION

- » Changing disc brake
- » Changing hub unit
- » Changing brake pads
- » Changing ABS
- » Changing brake callipers
- » Changing air spring
- » Changing clamping attachment
- » Changing air bellows
- » Changing brake cylinders
- » Changing shock absorbers
- » Changing air bellow of axle lift
- » **Changing silent block of air spring**

INTRODUCTION



Ident No: 11010031 / D14210157



DOKTX1 09010 4345H1 2040 1300 B22ABS

ID1- 225

ID2- 4345HT

ID3- 10006,2

ID4- 36107313

stat. axle load

9.000 kg

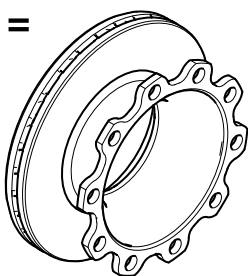
v max

105 km/h

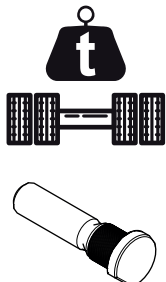


Made exclusively for KRONE by gigant-Trenkamp & Gerle GmbH, 49413 Dinklage, GERMANY
A member of the **KRONE** - Group

D =

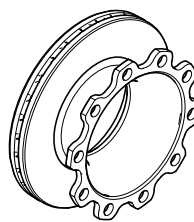


9 t =

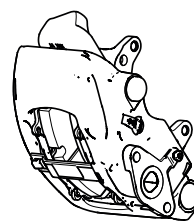


10 x















430 x 45




H1 = Haldex





INTRODUCTION

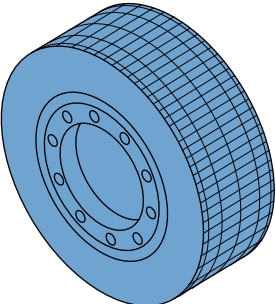


	Take notes!	
	Follow the safety instructions!	
	Attention!	
	Caution: heavy; handle properly.	
	Always wear the necessary safety equipment!	
	Always wear the necessary safety equipment!	
	Always wear the necessary safety equipment!	
	Only use tested and approved tools.	
	Follow instructions of the manufacturer!	
	axle load	
	possible helping tool	
	good	
	bad	
	O.k.	

INTRODUCTION








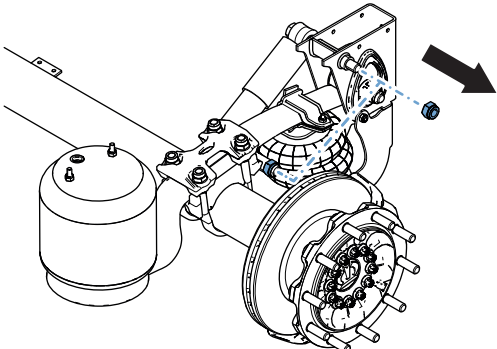

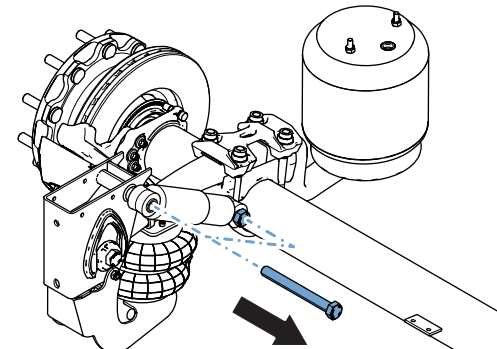

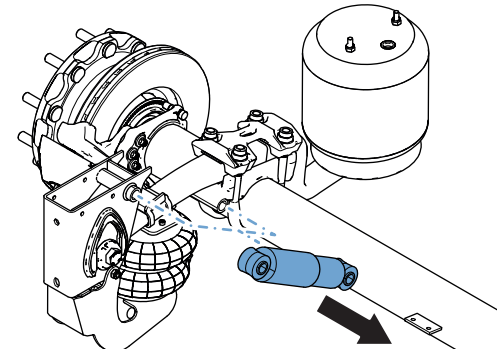
	Use new component.	
	Loosen with tool!	
	Tighten with required tightening torques!	
	Take something in by hand.	
	Take something out by hand.	
	Remove part and put it aside!	
	Use soap water for assembly.	
	clean	
	Dispose properly.	
	Check / inspect visually!	
	Check brake at brake test stand.	
	Lift and lower the trailer.	
	Lift axle with hydraulic jack.	
	Lower axle with hydraulic jack.	

INTRODUCTION

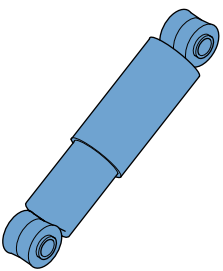





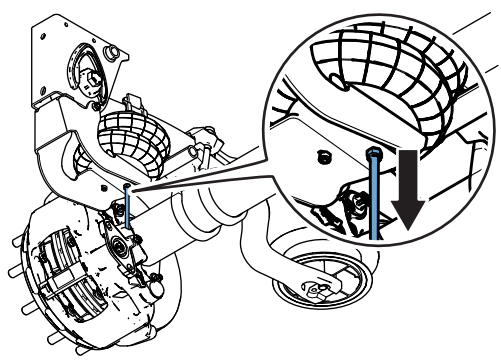




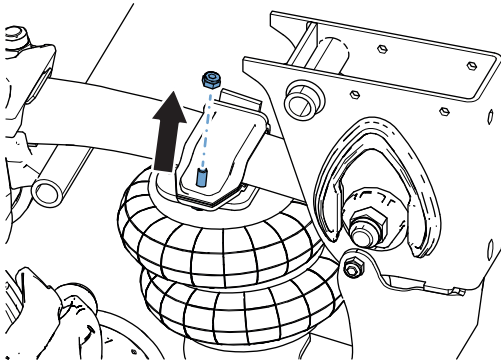



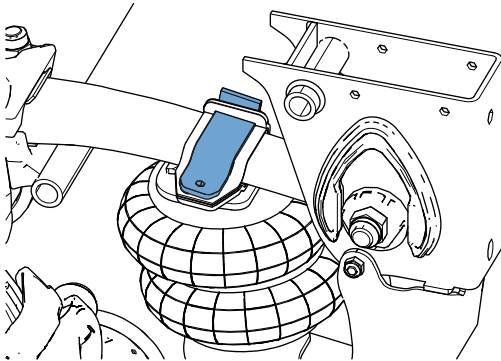

	Prop up with chassis stand.	
	Secure the trailer against rolling away!	

1		 	
---	---	---	--

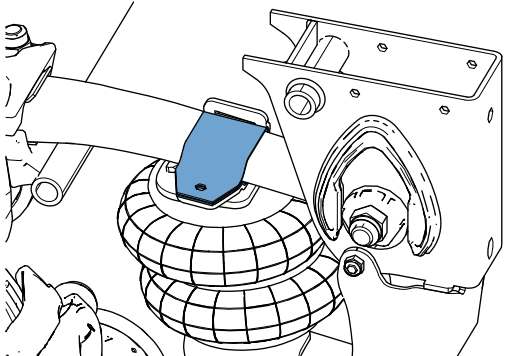


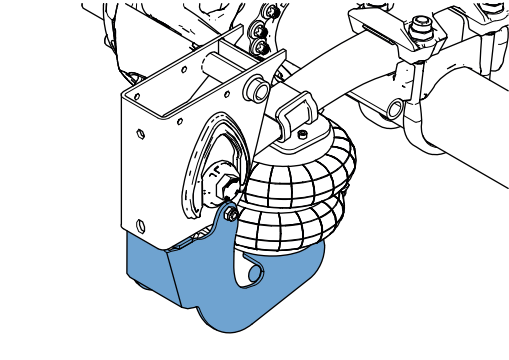


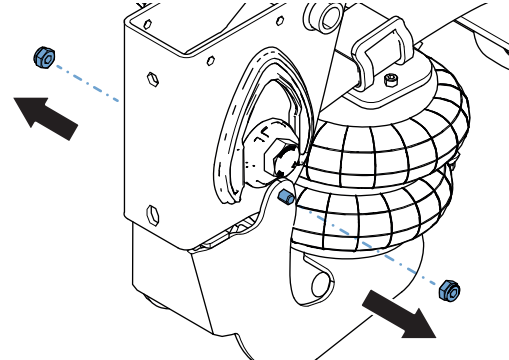



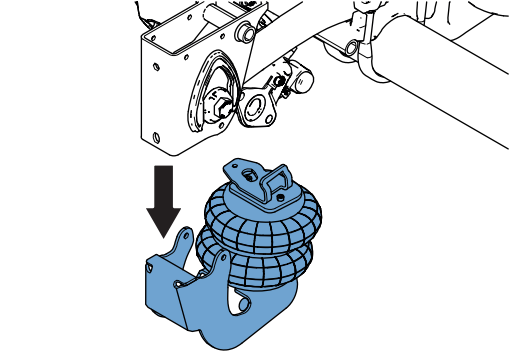




CHANGING SILENT BLOCK OF AIR SPRING

<div></div>		<div></div>
1	<div></div>	
2	<div></div>	
3	<div></div>	

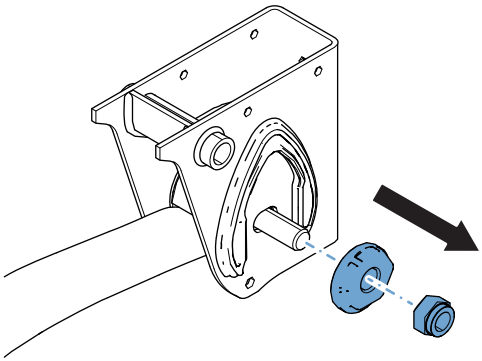



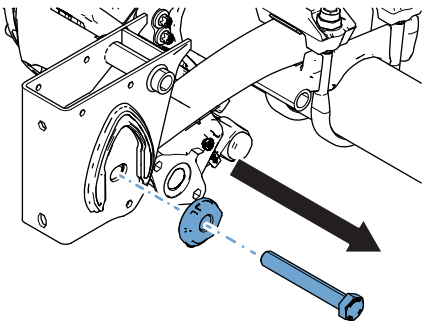




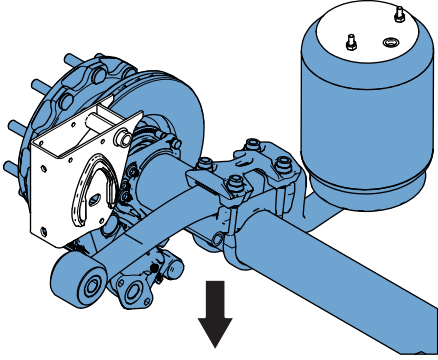


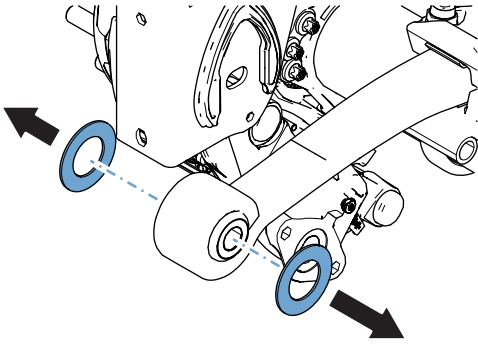


CHANGING SILENT BLOCK OF AIR SPRING

4		    	
5		   	
6		  	
7			








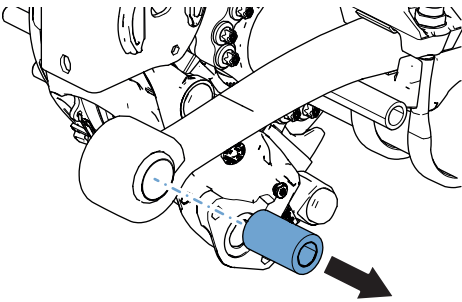




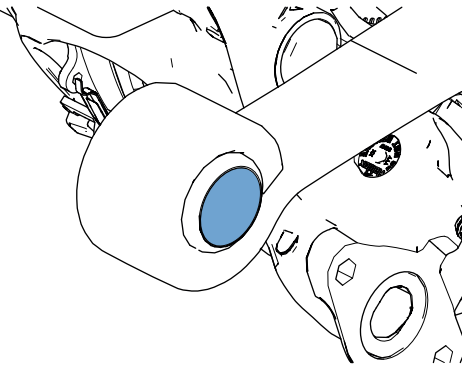


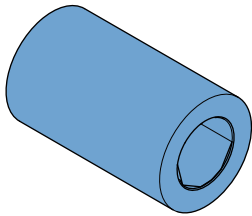

CHANGING SILENT BLOCK OF AIR SPRING

8		 	
9		 	
10		  	
11		   	

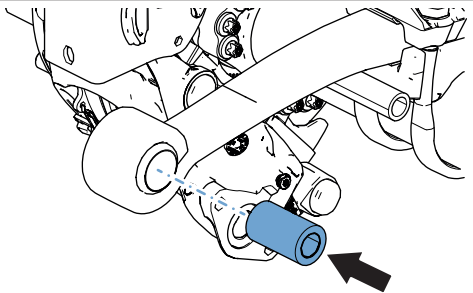



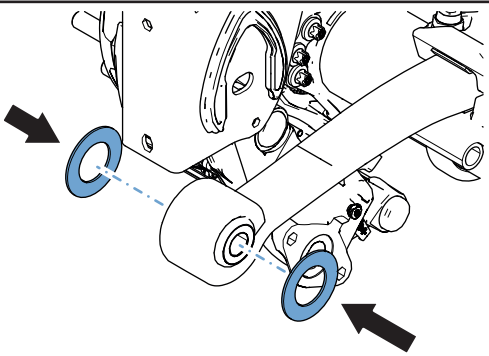

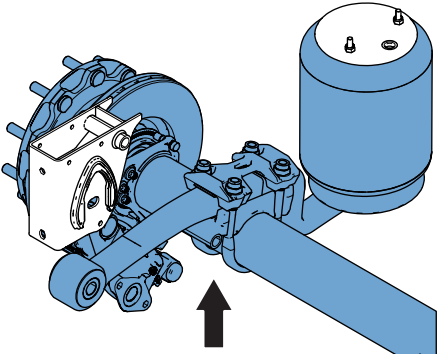


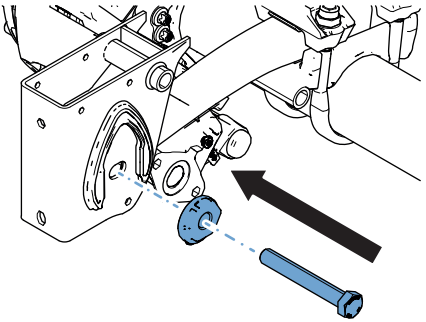


CHANGING SILENT BLOCK OF AIR SPRING

12		  	
13		   	
14		 	
15		 	

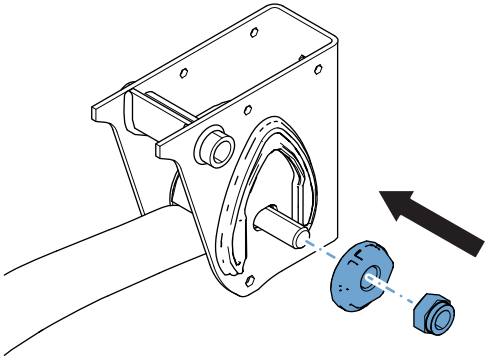


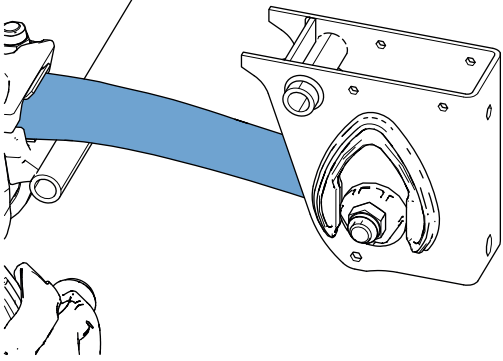


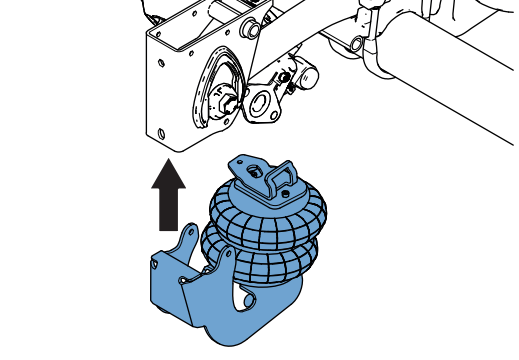



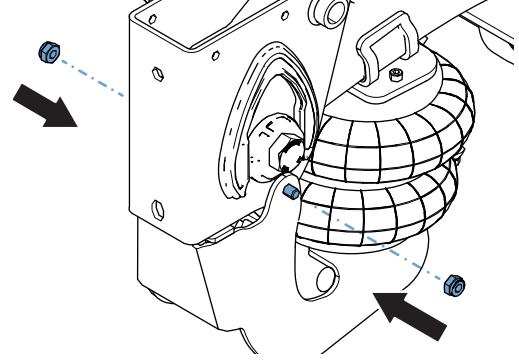




CHANGING SILENT BLOCK OF AIR SPRING

16		    	 $\geq 2\text{mm}$
17		   	
18		 	
19			

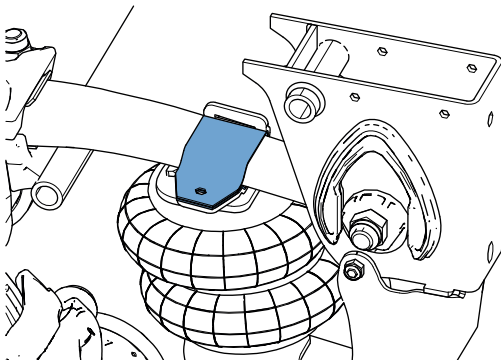


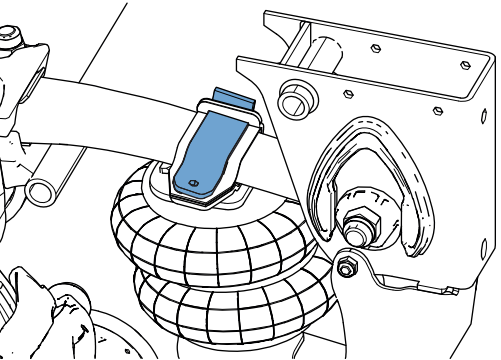

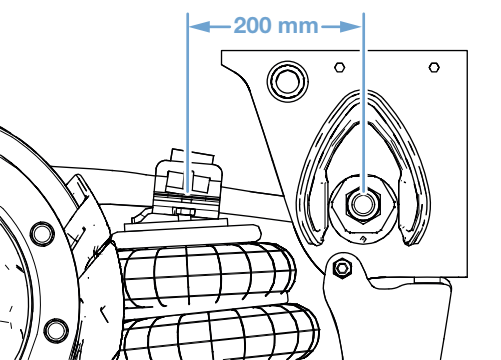

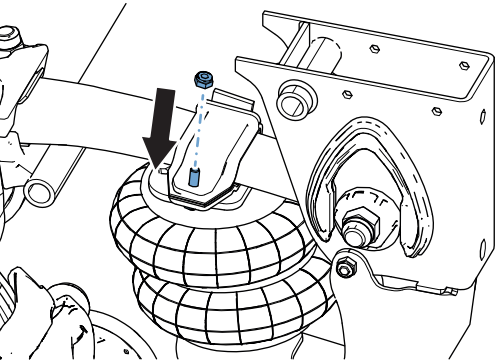




CHANGING SILENT BLOCK OF AIR SPRING

20		  	
21			
22		 	
23		 	



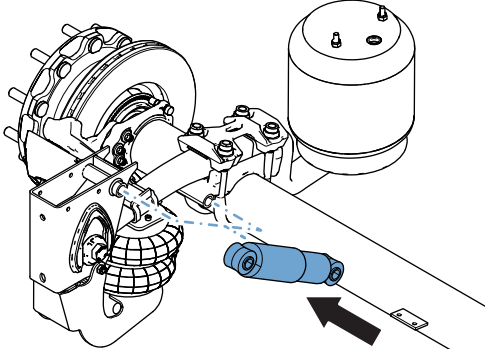

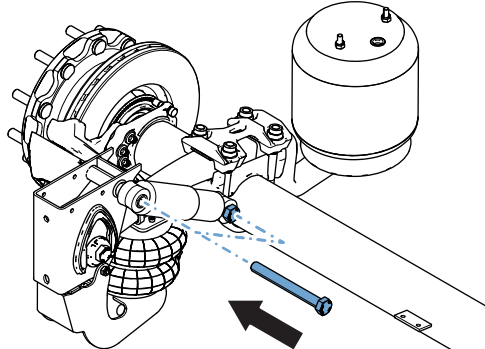

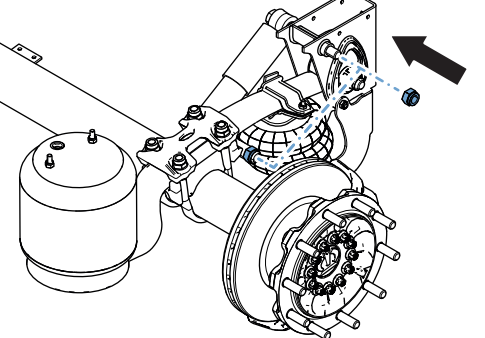
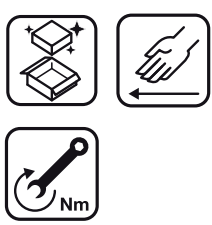

CHANGING SILENT BLOCK OF AIR SPRING

24		 	
25		 	
26		  	
27		  	 75Nm ± 5Nm

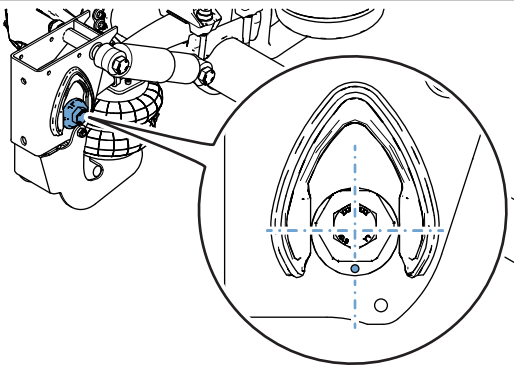




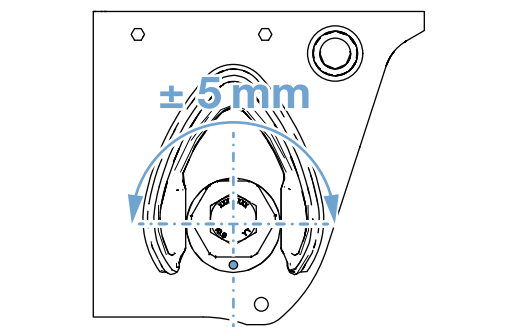




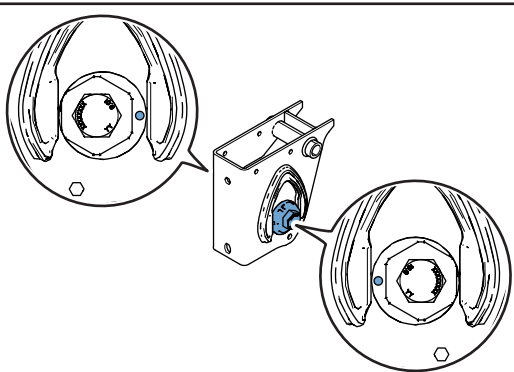




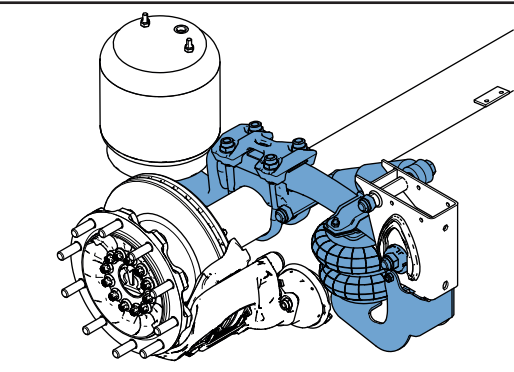




CHANGING SILENT BLOCK OF AIR SPRING

28		 	
29			
30			
31		  	 45 Nm

CHANGING SILENT BLOCK OF AIR SPRING

32			
33			
34			
35			 125 Nm + 120°

CHANGING SILENT BLOCK OF AIR SPRING

36		   	200 Nm
37		   	Krone-Nr.: 550018052
38		   	340 Nm + 90°
39		   	

»» CHANGING SILENT BLOCK OF AIR SPRING



Your KRONE contact person

FAHRZEUGWERK BERNARD KRONE GMBH

Bernard-Krone-Straße 1, 49757 Werlte, Germany

Phone: +49 (0) 5951 / 209-0, Fax: +49 (0) 5951 / 24 65

info.nfz@krone.de, www.krone-trailer.com