

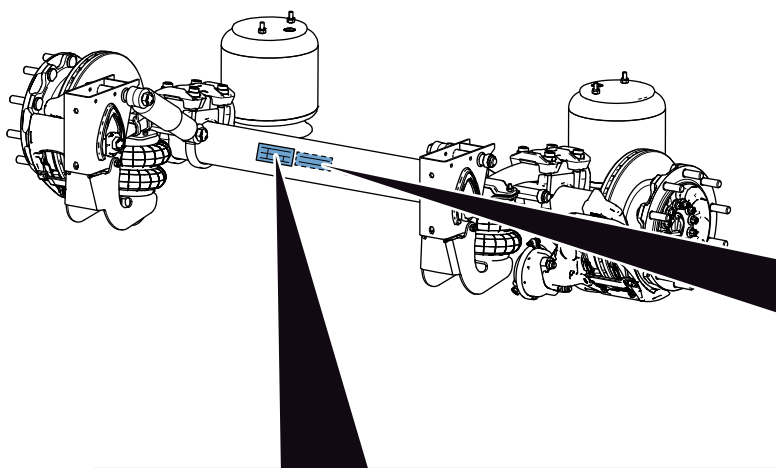
»» Changing brake cylinders



INTRODUCTION

- » Changing disc brake
- » Changing hub unit
- » Changing brake pads
- » Changing ABS
- » Changing brake callipers
- » Changing air spring
- » Changing clamping attachment
- » Changing air bellows
- » **Changing brake cylinders**
- » Changing shock absorbers
- » Changing air bellow of axle lift
- » Changing silent block of air spring

INTRODUCTION



Ident No: 11010031 / D14210157



DOKTX1 09010 4345H1 2040 1300 B22ABS

ID1- 225

ID2- 4345HT

ID3- 10006,2

ID4- 36107313

stat. axle load

9.000 kg

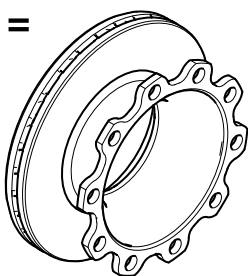
v max

105 km/h

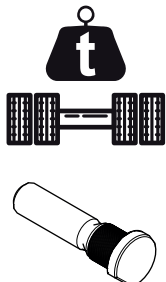


Made exclusively for KRONE by gigant-Trenkamp & Gerle GmbH, 49413 Dinklage, GERMANY
A member of the **KRONE** - Group

D =

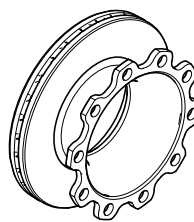


9 t =

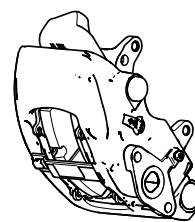


10 x






430 x 45

















H1 = Haldex

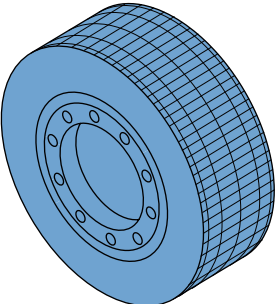




INTRODUCTION







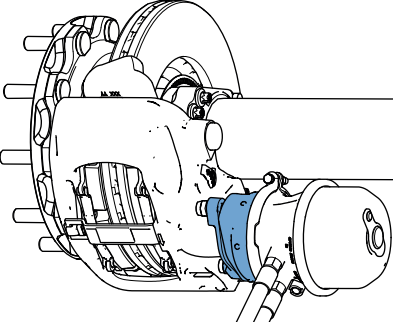




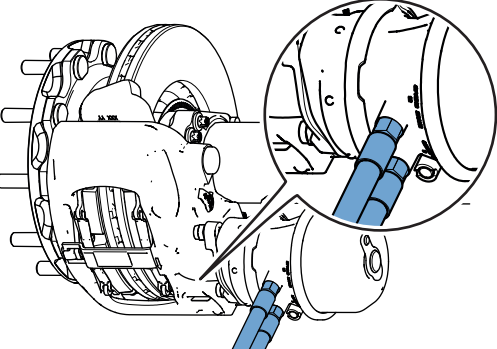




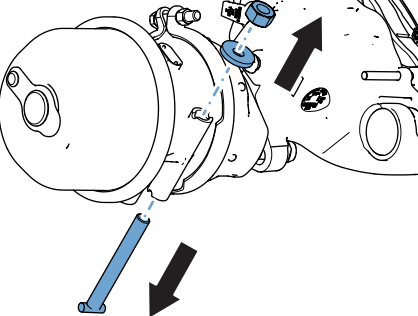


	Take notes!	
	Follow the safety instructions!	
	Attention!	
	Caution: heavy; handle properly.	
	Always wear the necessary safety equipment!	
	Always wear the necessary safety equipment!	
	Always wear the necessary safety equipment!	
	Only use tested and approved tools.	
	Follow instructions of the manufacturer!	
	axle load	
	Disconnect compressed air supply of trailer.	
	good	
	bad	
	O.k.	

INTRODUCTION

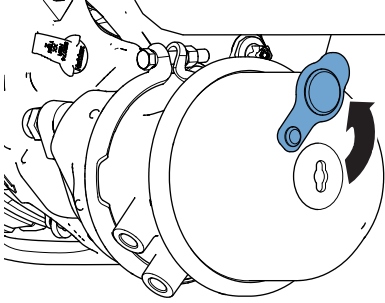

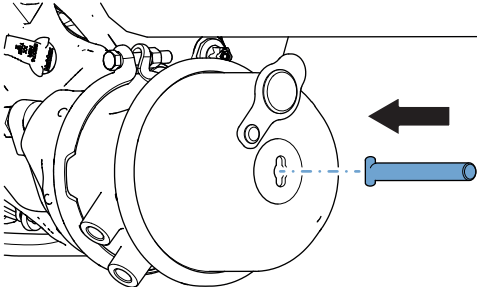



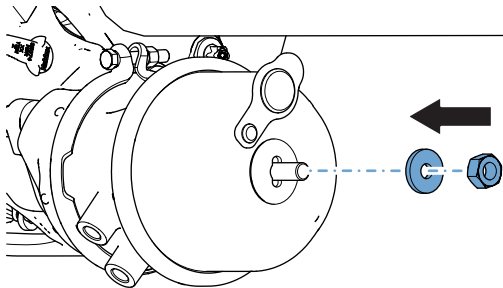


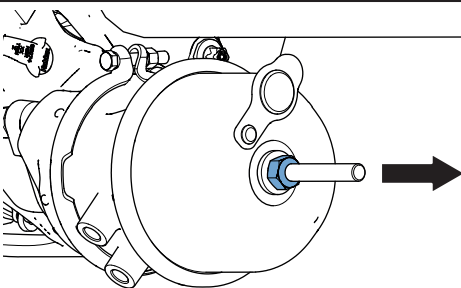

	Use new component.	
	Loosen with tool!	
	Tighten with tool!	
	Tighten with required tightening torques!	
	Take something in by hand.	
	Take something out by hand.	
	Grease with specified grease.	
	clean	
	Dispose properly.	
	Check / inspect visually!	
	Check brake at brake test stand.	
	Lift axle with hydraulic jack.	
	Secure the trailer against rolling away!	
	a little	

1		 	
---	---	---	--

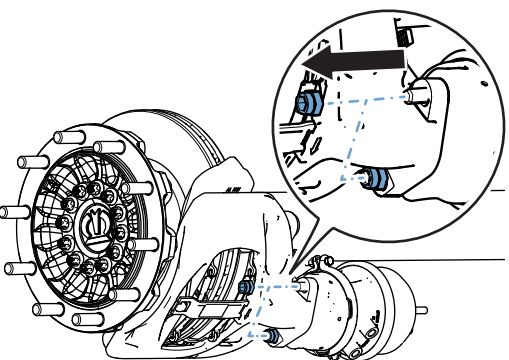



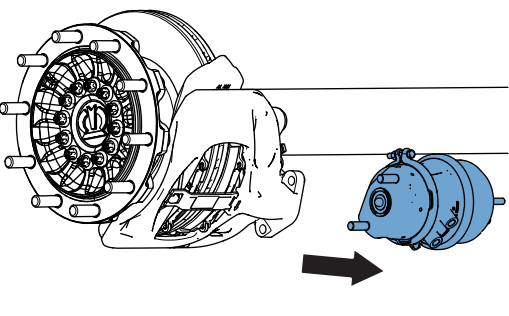



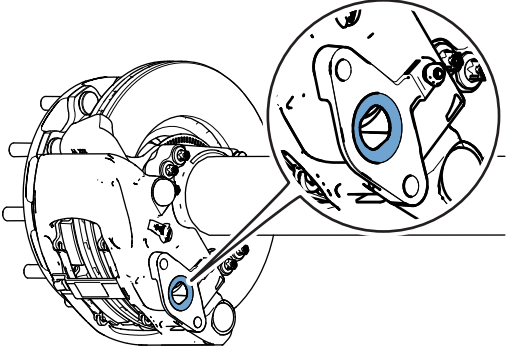





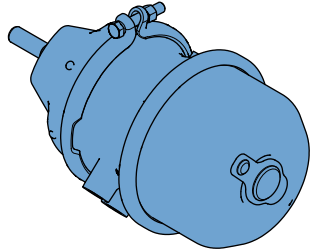

CHANGING BRAKE CYLINDERS

    		
1		   
2		   
3		 

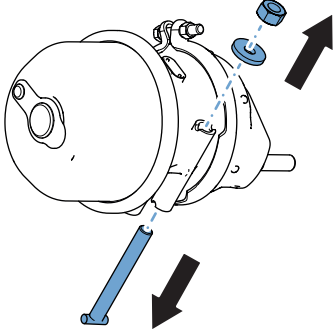


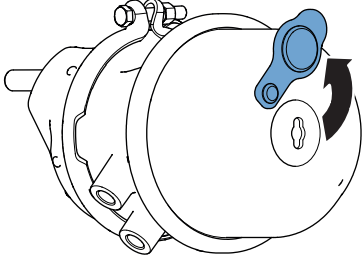

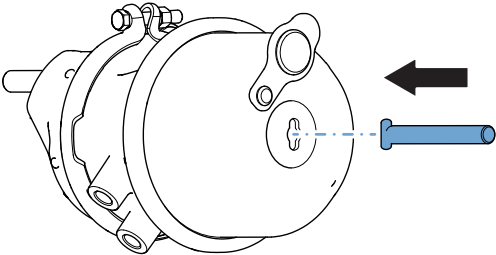



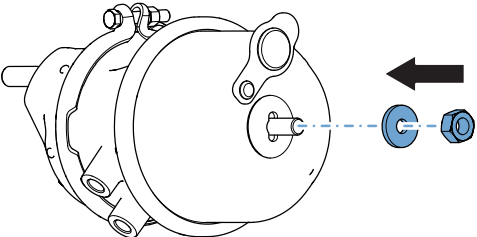


CHANGING BRAKE CYLINDERS

4			
5		 	 90°
6		 	
7			

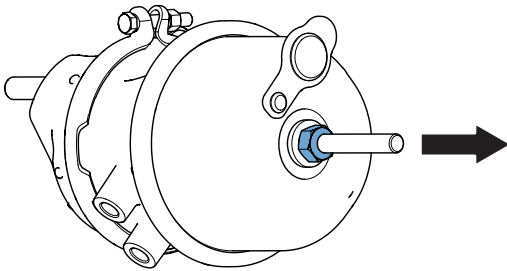

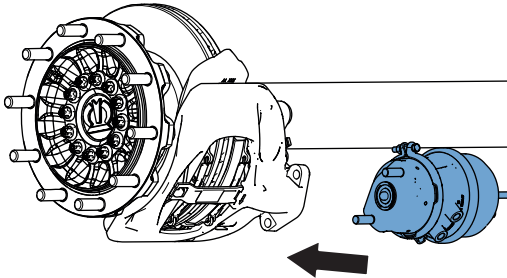


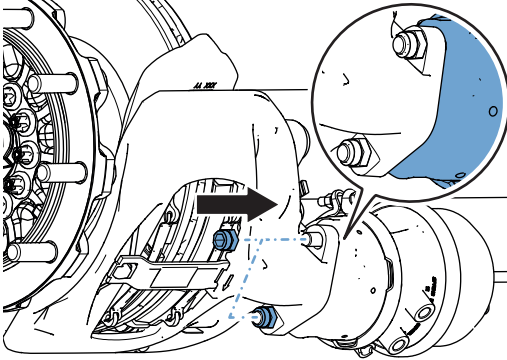






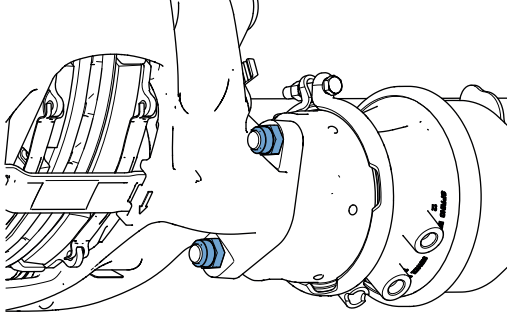


CHANGING BRAKE CYLINDERS

8		  	
9		  	
10		    	
11			

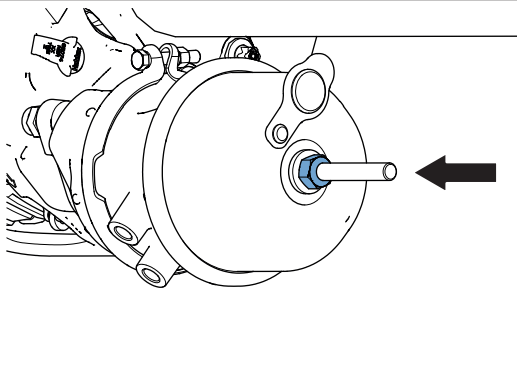

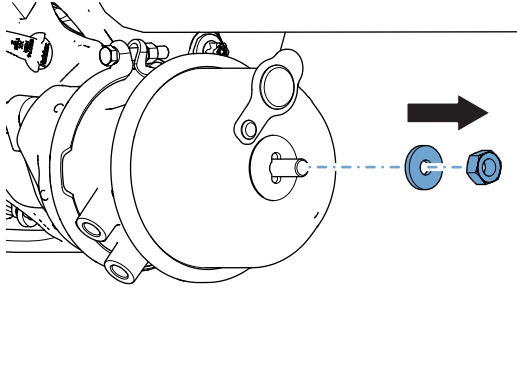


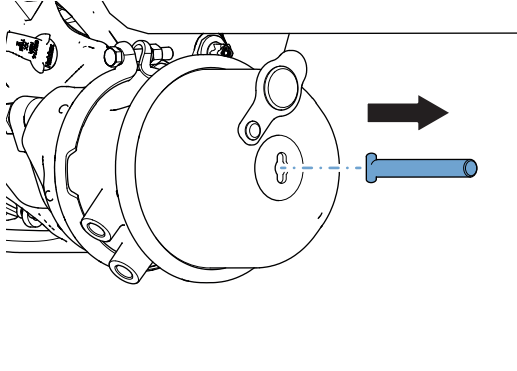

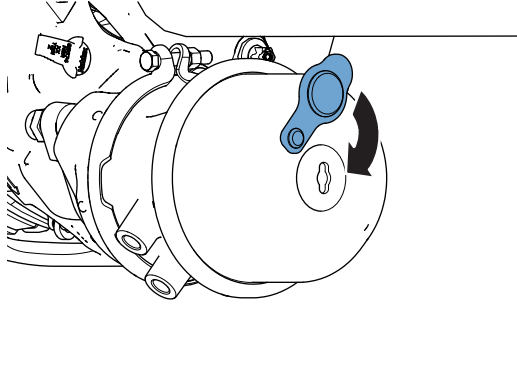

CHANGING BRAKE CYLINDERS

12		 	
13			
14		 	 90°
15		 	

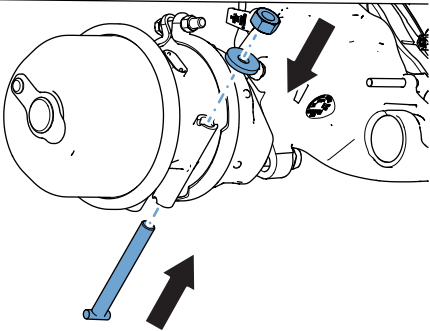


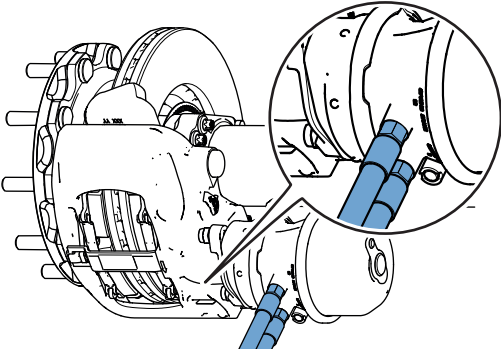



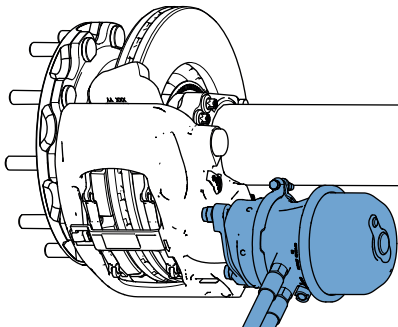




CHANGING BRAKE CYLINDERS

16			
17		 	
18		    	120 Nm 
19			210 Nm + 0/-30 Nm 

CHANGING BRAKE CYLINDERS

20			
21		 	
22			
23			

CHANGING BRAKE CYLINDERS

24		 	
25		  	
26		  	
			

Your KRONE contact person

FAHRZEUGWERK BERNARD KRONE GMBH

Bernard-Krone-Straße 1, 49757 Werlte, Germany

Phone: +49 (0) 5951 / 209-0, Fax: +49 (0) 5951 / 24 65

info.nfz@krone.de, www.krone-trailer.com